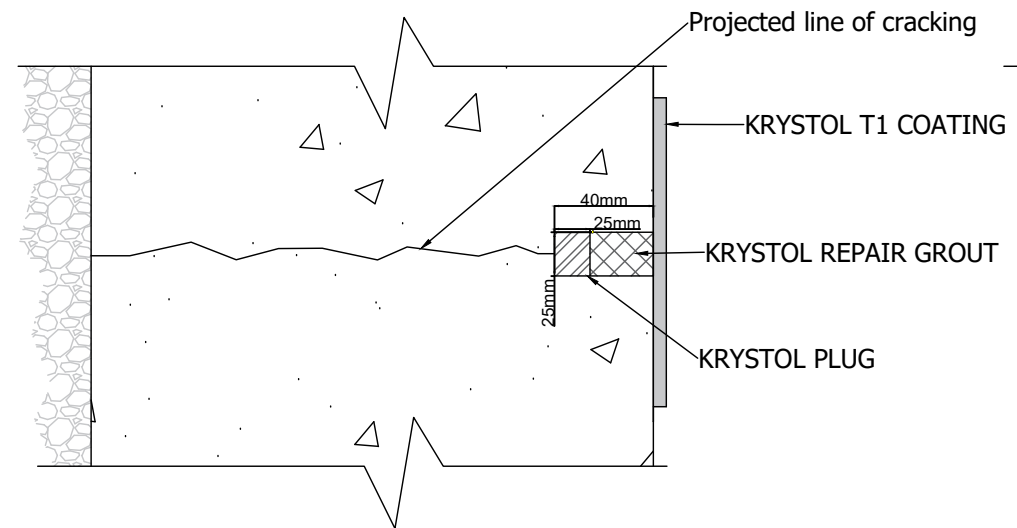
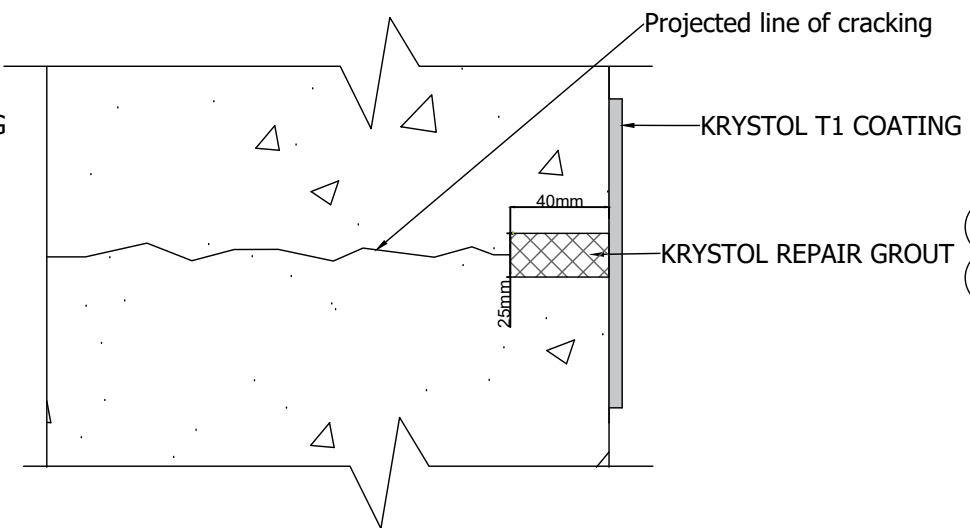




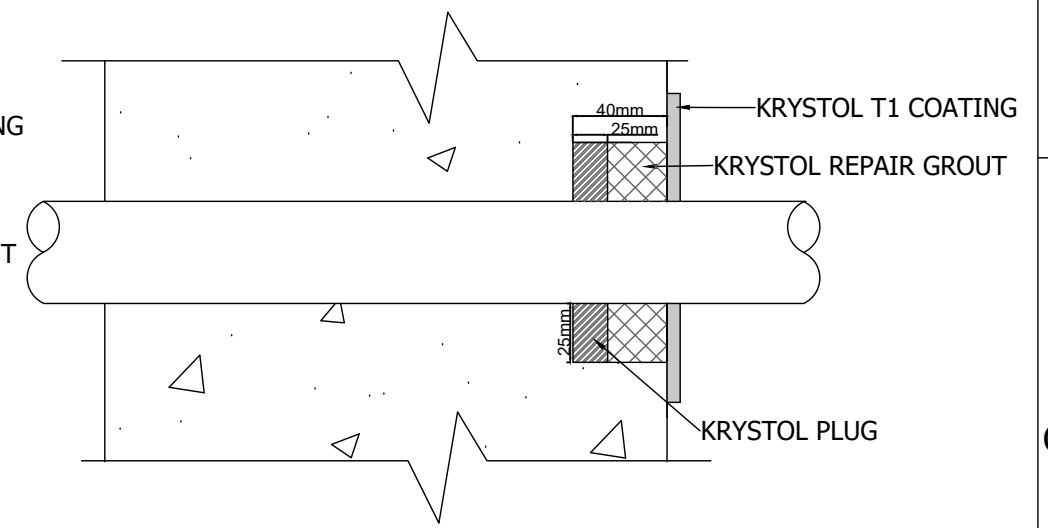
Smart Concrete Leak Remediation Details



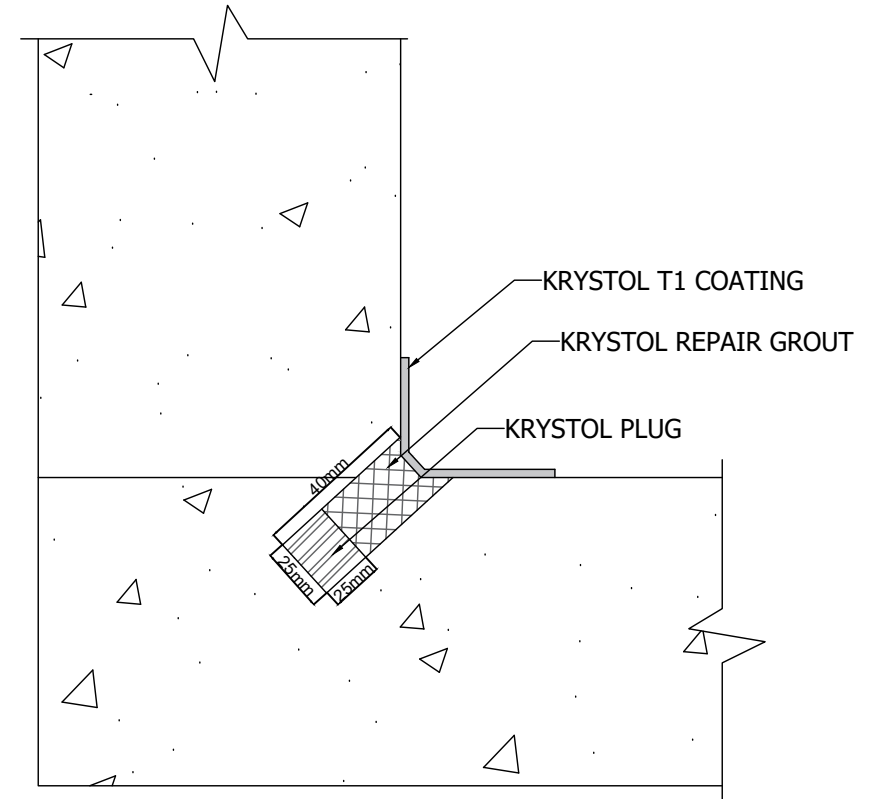
NEGATIVE SIDE LEAK REPAIR



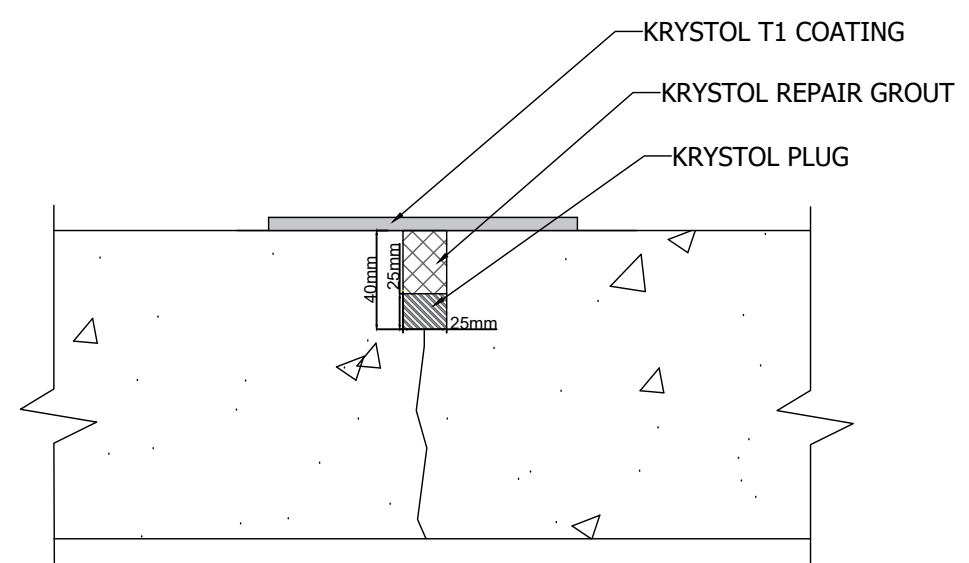
POSITIVE SIDE LEAK REPAIR



LEAKING PIPE REPAIR



FLOOR/WALL JUNCTION LEAK



SLAB/CONSTRUCTION JOINT LEAK

**CHISEL A CHASE ALONG THE LENGTH OF THE CRACK OR JOINT TO THE REQUIRED 40mmX25mm DIMENTIONS.
 APPLY KRYSTOL PLUG TO PREPARED CHASE TO STOP FLOWING WATER
 TIGHTLY PACK REMAINING CHASE WITH KRYSTOL REPAIR GROUT AT A RATE OF APPROXIMATELY 1.6 KG PER LINEAR METER.
 OVERBAND REPAIR WITH KRYSTOL T1 COATING AT A RATE OF 1.2KGM2**

THIS DRAWING IS THE CONFIDENTIAL PROPERTY OF SMART CONCRETE AND MUST NOT BE REPRODUCED EITHER WHOLLY OR PARTLY. ALL RIGHTS IN RESPECT OF PATENTS, DESIGN AND COPYRIGHTS ARE RESERVED. SMART CONCRETE.
 WWW.SMARTCONCRETE.CO.UK
DO NOT SCALE FROM DRAWING

Revision	Description	By:	Aprvd By:	Date

Drawn by **R. Lomas** | Checked by **J. Conmy** | Approved by **V. Mallows** | Date

Description **Smart Concrete Leak Remediation Details**

Drawing No. **SCLR01** | Issue **A** | Sheet **1 / 1**

The information contained herein and any other advice are given in good faith based on Smart Concrete's current knowledge and experience of the products when properly stored, handled and applied under normal conditions in accordance with Smart Concrete's recommendations. The information only applies to the application(s) and product(s) expressly referred to herein and is based on laboratory tests which do not replace practical tests. In case of changes in the parameters of the application, such as changes in substrates etc. or in case of a different application, consult Smart Concrete's Technical Service prior to using Smart Concrete's products. The information contained herein does not relieve the user of the products from testing them for the intended application and purpose or good workmanship practice. All orders are accepted subject to our current terms of sale and delivery. Users must always refer to the most recent issue of the local Product Data Sheet for the product concerned, copies of which will be supplied on request or included within the project specification pack.

DRAWINGS MUST ALWAYS BE REVIEWED BY A DESIGN SPECIALIST AND IF NECESSARY MODIFIED TO ENSURE SUITABILITY FOR THE SPECIFIC APPLICATION.

